

Address: 167 Dudley Ave, Thornhill, ON L3T 2E5

**Thornhill
Thornhill**

**Public
OSSLT count: 265**

ESL (%): 32.8

Special needs (%): 17.0

Actual rating vs predicted based
on parents' avg. inc. of \$ n/a: n/a

Rank: 2018-19 95/739
Last 5 Years 45/630

Academic Performance	2015	2016	2017	2018	2019	Trend
Avg. level Gr 9 Math (Acad)	3.3	3.3	3.2	3.2	3.2	▼
Avg. level Gr 9 Math (Apld)	2.9	3.0	2.7	2.2	2.5	—
OSSLT passed (%)-FTE	88.7	90.3	90.0	91.3	88.7	—
OSSLT passed (%)-PE	54.8	57.1	53.1	35.0	52.1	—
Tests below standard (%)	11.5	13.3	15.2	16.8	18.5	▼
Gender gap (level)-Math	M 0.1	E	M 0.1	M 0.1	E	—
Gender gap OSSLT	F 7.5	F 3.7	M 0.4	M 0.6	F 3.2	—
Gr 9 tests not written (%)	1.3	1.3	0.6	0.6	3.1	—
Overall rating out of 10	8.4	8.4	7.9	7.9	7.7	▼

Test Results - Percentage of students achieving the provincial standard

Grade 9

Applied Math



Academic Math



Grade 10

Literacy



Students Demographics

Percentage of students who live in lower-income households



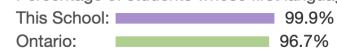
Percentage of students who receive special education services



Percentage of students whose first language is not English



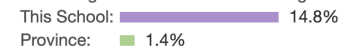
Percentage of students whose first language is not French



Percentage of students whose parents have some university education



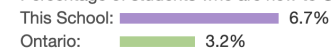
Percentage of students identified as gifted



Percentage of students who are new to Canada from non-English speaking country



Percentage of students who are new to Canada from non-French speaking country



信息来源:

<http://www.city-data.com/school/thornhill-secondary-school-on.html>

<https://www.compareschoolrankings.org/pdf/ontario-secondary-school-rankings-2020-13482.pdf>

解读学校和社区族裔、平均收入等详情, 欢迎微信咨询小敏老师。

