

Address: 50 Francine Dr Toronto, Ontario M2H 2G6

**A Y Jackson  
Toronto**
**Public  
OSSLT count: 314**

ESL (%): 12.7

Special needs (%): 16.2

 Actual rating vs predicted based  
on parents' avg. inc. of \$ n/a: n/a

Rank:

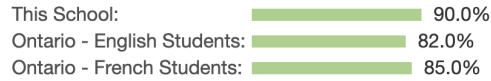
 2018-19 2019 Last 5 Years  
52/739 n/a/630

<b>Academic Performance</b>	<b>2015</b>	<b>2016</b>	<b>2017</b>	<b>2018</b>	<b>2019</b>	<b>Trend</b>
Avg. level Gr 9 Math (Acad)	n/a	n/a	3.4	3.3	3.3	n/a
Avg. level Gr 9 Math (Apld)	n/a	n/a	2.6	2.2	2.5	n/a
OSSLT passed (%)-FTE	n/a	n/a	90.6	87.2	87.4	n/a
OSSLT passed (%)-PE	n/a	n/a	48.4	60.0	72.9	n/a
Tests below standard (%)	n/a	n/a	15.6	13.1	13.6	n/a
Gender gap (level)-Math	n/a	n/a	E	M 0.1	F 0.1	n/a
Gender gap OSSLT	n/a	n/a	F 10.4	F 11.6	F 4.1	n/a
Gr 9 tests not written (%)	n/a	n/a	1.7	1.7	2.0	n/a
<b>Overall rating out of 10</b>	<b>n/a</b>	<b>n/a</b>	<b>8.2</b>	<b>8.2</b>	<b>8.1</b>	<b>n/a</b>

## Test Results - Percentage of students achieving the provincial standard

### Grade 10

#### Literacy



### Students Demographics

#### Percentage of students who live in lower-income households



#### Percentage of students who receive special education services



#### Percentage of students whose first language is not English



#### Percentage of students whose first language is not French



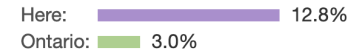
#### Percentage of students whose parents have some university education



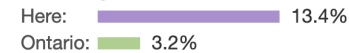
#### Percentage of students identified as gifted



#### Percentage of students who are new to Canada from non-English speaking country



#### Percentage of students who are new to Canada from non-French speaking country



信息来源:

<http://www.city-data.com/school/a-y-jackson-secondary-school-on.html>

<https://www.compareschoolrankings.org/pdf/ontario-secondary-school-rankings-2020-13482.pdf>

解读学校和社区族裔、平均收入等详情，欢迎微信咨询小敏老师。